

IQ testai vaikams 1



A



1



2



3



4



B



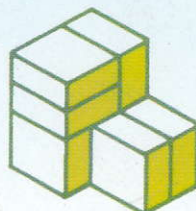
1



2



3



A




1




2

IQ testai vaikams 1

SUJUNK





SUDERINK



TRŪKSTA




IŠKIRPK



NUPIEŠK

PAGALVOK



PANAŠŪS



UDK 087.5:159.9
In-154

Iš anglų kalbos vertė Jūratė Žilytė
Redagavo Rima Šovienė

Šis leidinys negali būti dauginamas be leidėjo sutikimo.
Bet koks savavališkas dauginimas yra autorių teisių pažeidimas.

© 2007 Class Publishing House Co., Ltd., Tailandas

Pardavimo teisės: **Macaw Books (USA)**
www.macawbooks.com

Spausdinta Indijoje

© Laida lietuvių kalba, „Presvika“, 2007

Išleido leidykla „Presvika“, Kauno g. 28, 03202 Vilnius
www.presvika.lt

ISBN 978-9955-22-149-4

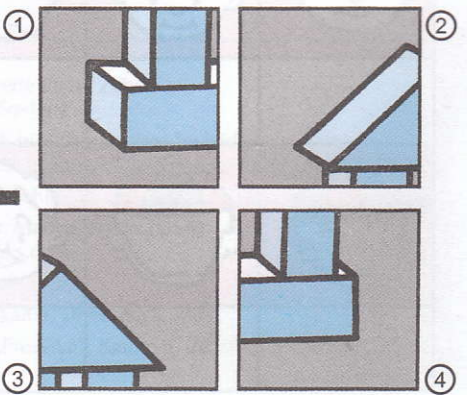
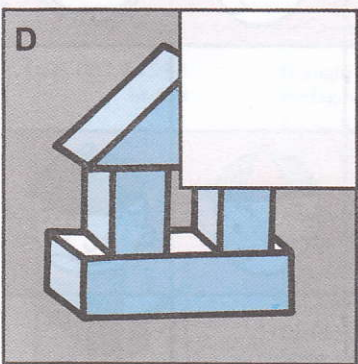

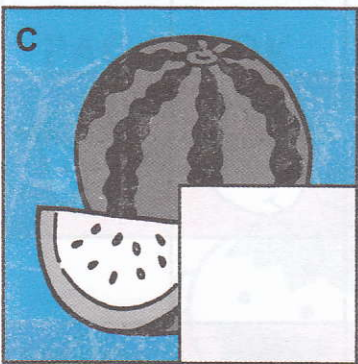



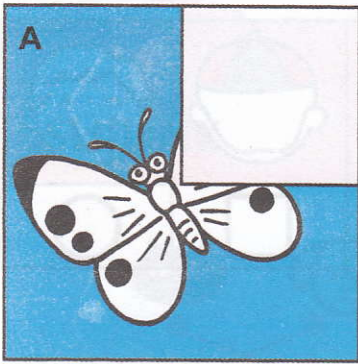


Pažiūrėk į penkis paveikslėlius ir į jiems priskirtus ženklus. Tada įrašyk šiuos ženklus po paveikslėliais apačioje.

X		—	□	○



Apziūrēk četuris neužbaigtus paveikslēlius.
Tuomet surask ir pažymēk, paveikslēliui
tinkančią daļi.





Atidžiai išstudijuok figūras pateiktas kairiajame stulpelyje. Dabar išstudijuok figūras dešiniajame stulpelyje. Tada pažymėk figūrą, kurią sudaro dvi sujungtos kairiojo stulpelio figūros.



A




①




②



③



B



①



②



③



C




①



②



③



D




①




②



③



E



①



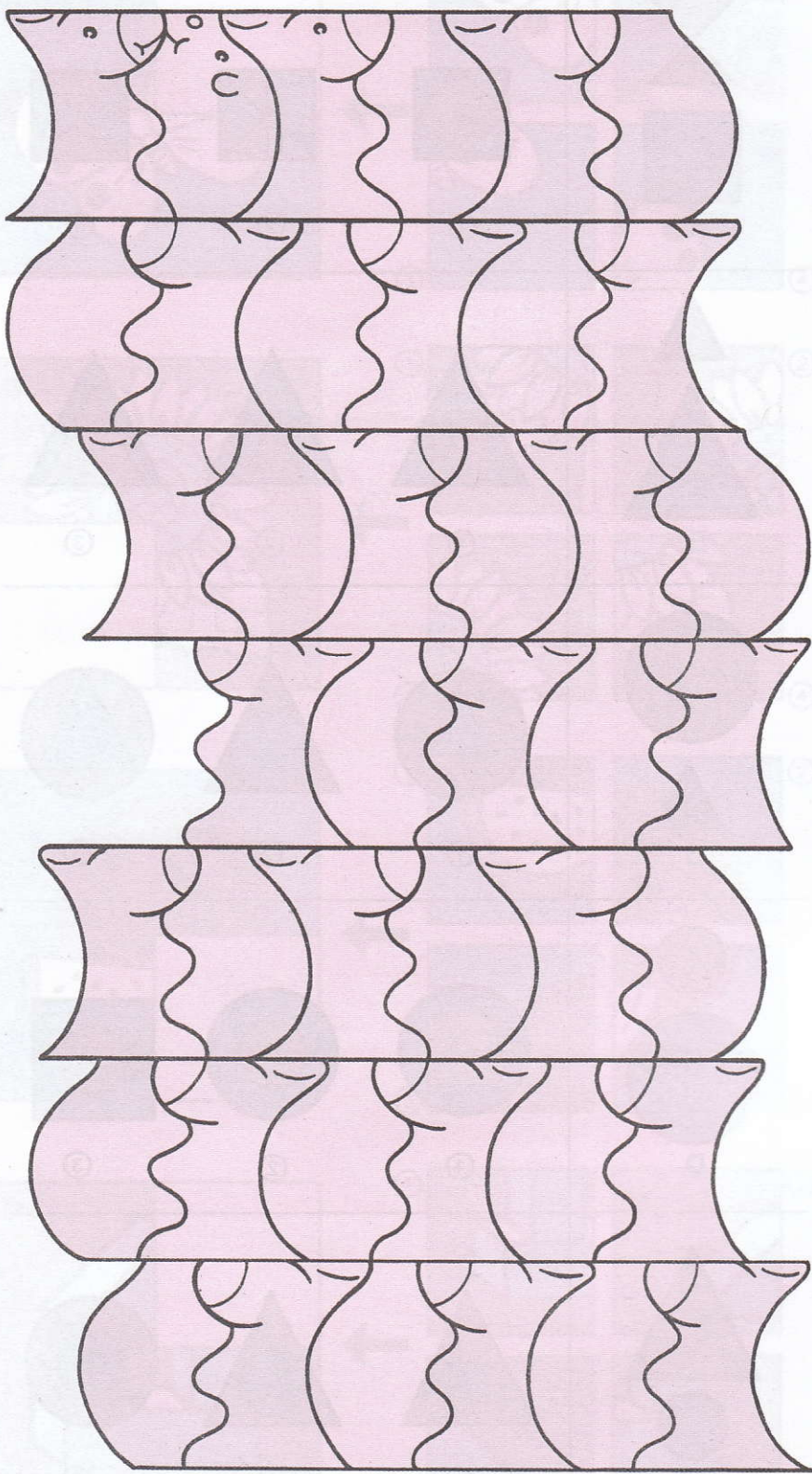
②



③





Atidžiai peržiūrėk pavyzdį pirmoje eilutėje ir pratęsk jį toliau.





Keturi traukinio vagonai yra pakrauti įvairiais daiktais. Atidžiai juos apžiūrėk. Tuomet pažiūrėk į keturis vagonus pateiktus apačioje ir apibrėšk daiktus, kurie turėtų būti pakrauti į juos.



A




①




②



③



④



B




①




②



③



④



C




①




②



③



④



D




①



②




③



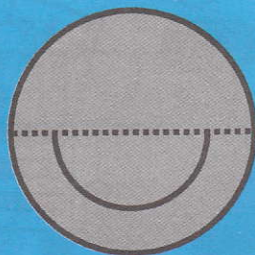
④




Atidžiai pasižiūrēk j A ir B figūras. Tuomet apibrēžk figūru, kuri netinka A ir B sudarymui.



A




B



①



①



②




②



③



③



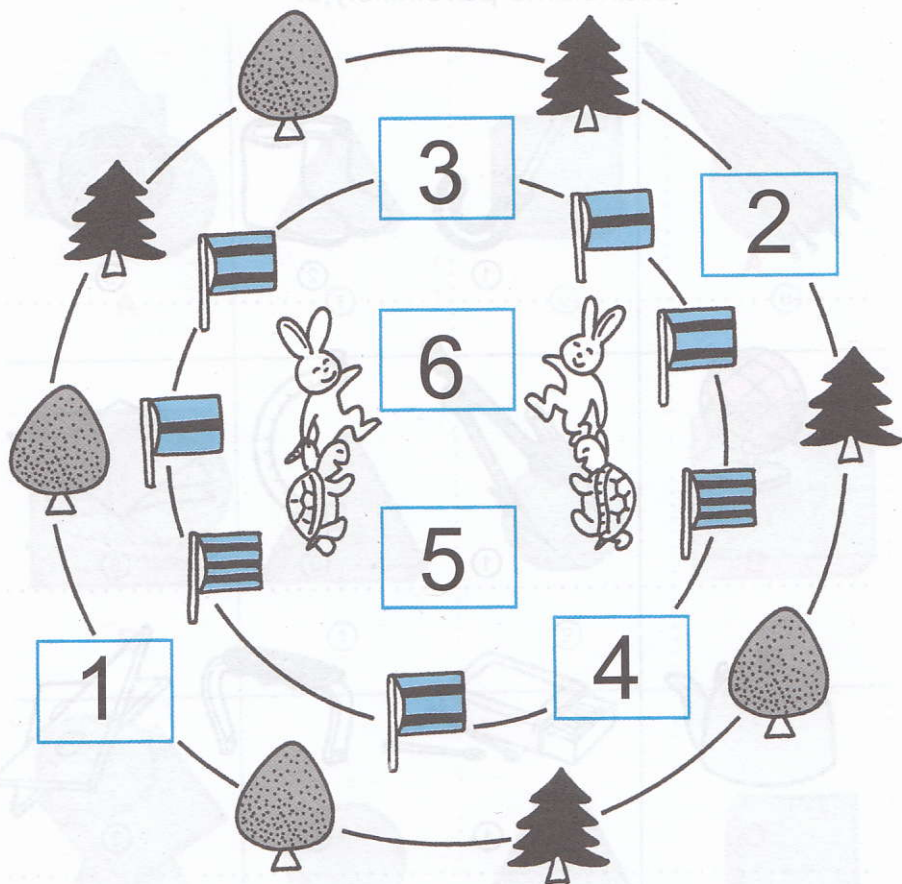
④
















④



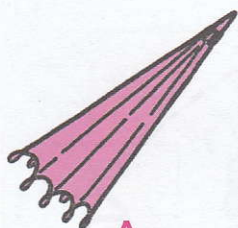
Pažiūrėk į paveikslėlius apskritimuose ir į šalia esančius skaičius langeliuose. Tuomet pažymėk paveikslėlį puslapio apačioje, susijusį su duotuoju skaičiumi. Pavyzdžiui: skaičius 2 yra pavaizduotas prie eglutės.



1	2	3
<div style="display: flex; flex-direction: column; align-items: center;"> <div style="margin-bottom: 5px;">A</div>  <div style="margin-bottom: 5px;">B</div>  </div>	<div style="display: flex; flex-direction: column; align-items: center;"> <div style="margin-bottom: 5px;">A</div>  <div style="margin-bottom: 5px;">B</div>  </div>	<div style="display: flex; flex-direction: column; align-items: center;"> <div style="margin-bottom: 5px;">A</div>  <div style="margin-bottom: 5px;">B</div>  </div>
4	5	6
<div style="display: flex; flex-direction: column; align-items: center;"> <div style="margin-bottom: 5px;">A</div>  <div style="margin-bottom: 5px;">B</div>  </div>	<div style="display: flex; flex-direction: column; align-items: center;"> <div style="margin-bottom: 5px;">A</div>  <div style="margin-bottom: 5px;">B</div>  </div>	<div style="display: flex; flex-direction: column; align-items: center;"> <div style="margin-bottom: 5px;">A</div>  <div style="margin-bottom: 5px;">B</div>  </div>



Pažiūrėk į paveikslėlius pateiktus kairėje puslapio pusėje. Kiekvienam paveikslėliui kažko trūksta. Dabar apžiūrėk paveikslėlius dešinėje puslapio pusėje. Ir apibrėžk tuos daiktus, kurių trūksta kairėje esančiame paveikslėlyje.



A



①



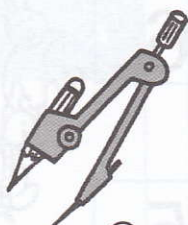
②



③



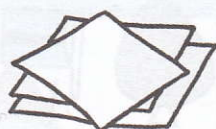
B



①



②



③




C



①



②



③



D



①



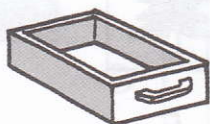
②




③



E



①



②



③



F



①



②



③




Atpažink paslėptą trečiąją figūrą.



A



①



②



③




B



①



②



③




C



①



②



③



D




①




②



③




E



①



②




③



Surask ir apibrėšk du paveikslukus eilutėje, kurie yra tarpusavyje susiję.


A



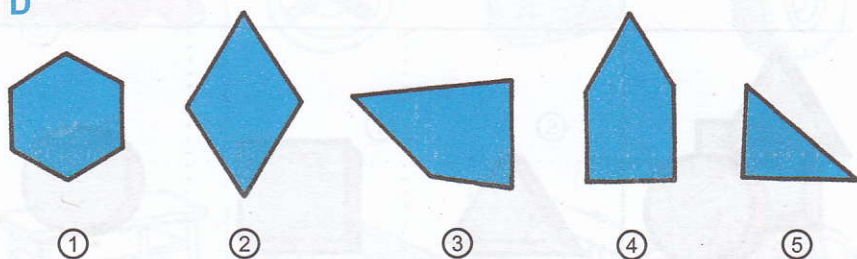
B




C



D


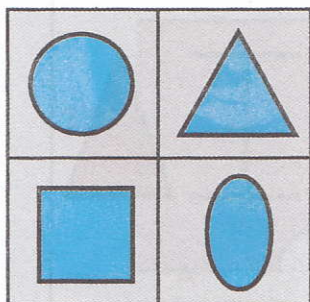


E



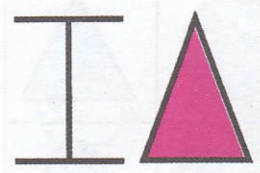









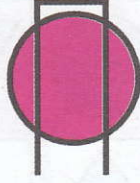











Pažiūrėk į keturias figūras duotas lange-
liuose apačioje. Šios keturias figūras yra
išdėstytos keturis kartus ta pačia tvarka
langeliuose apačioje. Surask jas!






Atidžiai išstudijuok figūras kairiajame stulpelyje. Tada išstudijuok ir pažymėk figūrą dešiniajame stulpelyje, sudarytą iš dviejų kairiojo stulpelio figūrų.

 <p>A</p>	   <p>① ② ③</p>
 <p>B</p>	   <p>① ② ③</p>
 <p>C</p>	   <p>① ② ③</p>
 <p>D</p>	   <p>① ② ③</p>
 <p>E</p>	   <p>① ② ③</p>

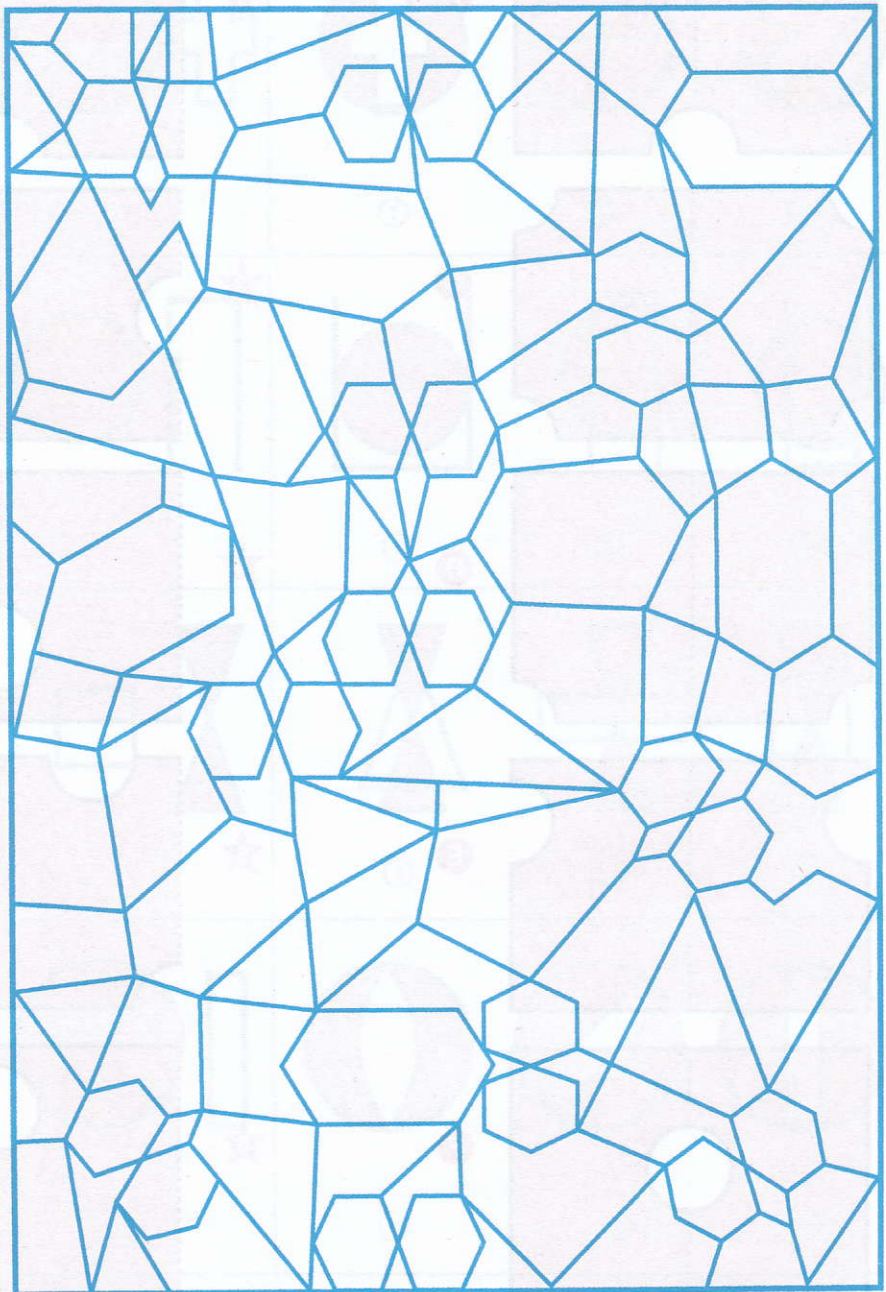
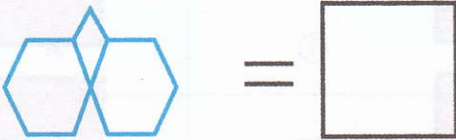
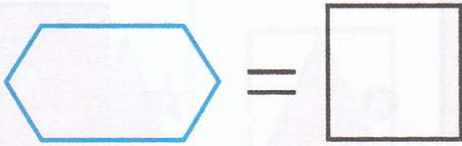


Išstudijuok figūras kairiajame stulpelyje.
Dabar surask kokią formą įgaus šios figūros
perkirus jas pusiau. Tuomet sujunk jas.






Pažiūrėk į dvi nupieštas figūras. Tada pabandyk surasti jas labirinte duotame apačioje. Į pateiktus langelius parašyk kiek jų suradai.









Išstudijuok įvairias figūras duotas kairiajame stulpelyje. Tada pabandyk surasti formas, kurias sudaro šios figūros. Pagaliau sujunk formas ir figūras.





A




B



C




D









Sujunk tokių pačių figūrų langelius
abiejuose stulpeliuose.





A





B




C



D



E

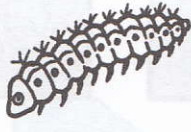




Išstudijuok paveiksliukus kairėje lentelės pusėje. Šie paveikslėliai yra giminingi vienam paveiksliukui dešinėje lentelės pusėje. Surask giminingą paveiksliuką ir apibrauk.



A



①



②



③




B



①




②



③



C



①



②



③



D



①



②



③



E



①



②



③



F



①




②




③




Išstudijuok figūras pateiktas kairėje lentelės pusėje. Tada apibrauk figūrą dešinėje lentelės pusėje, kurią sudarys, dvi sujungtos kairiosios pusės figūros.




A



①




②



③



B




①



②




③




C




①



②



③




D



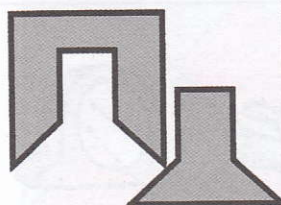
①



②



③




E




①



②



③



F



①




②



③



Pabandyk surasti figūrą dešinėje lentelės pusėje, kuri netinka figūros kairėje pusėje sudarymui.



A



①




②



③



④



B



①



②



③



④



C



①



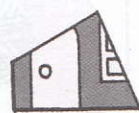
②



③



④



⑤



D



①



②



③



④



⑤



E



①



②




③



④




Sujunk siūlų kamuolį, esantį kairėje pusėje, su siūlų kūgiu dešinėje, iš kurio kamuolys suvytas.



A



B



C



D





Kurios dvi figūros dešinėje lentelės pusėje sudarys figūrą kairėje lentelės pusėje.



A




①



②



③



④



B



①




②



③



④




C



①




②




③



④



D




①




②



③




④



E



①



②



③



④


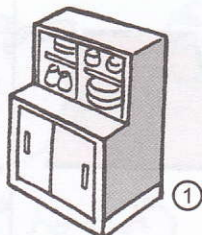


Surask vieną netinkamą daiktą kiekvienoje dalyje.

A



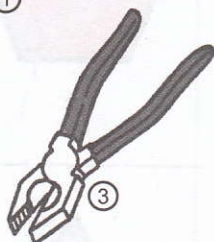
B



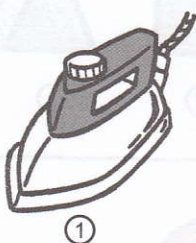
C



D



E




F

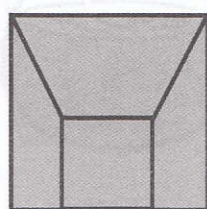
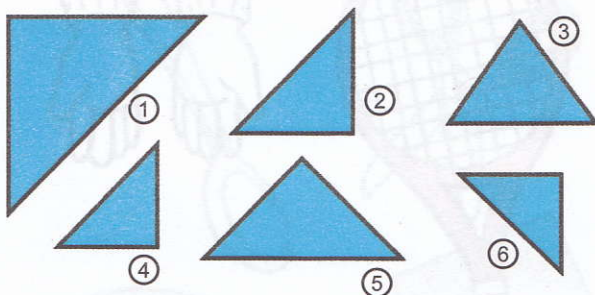





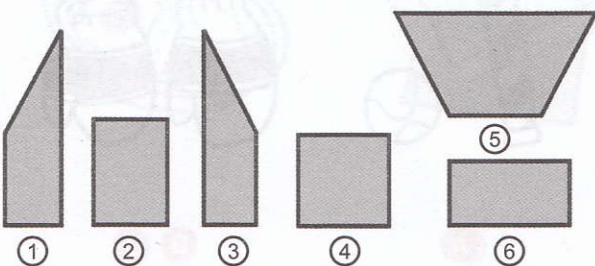
Ketrios figūros pavaizduotos dešinėje pusėje sudaro figurą esančią kairėje pusėje. Atpažink ir apibrauk jas.



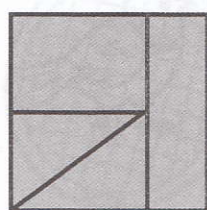
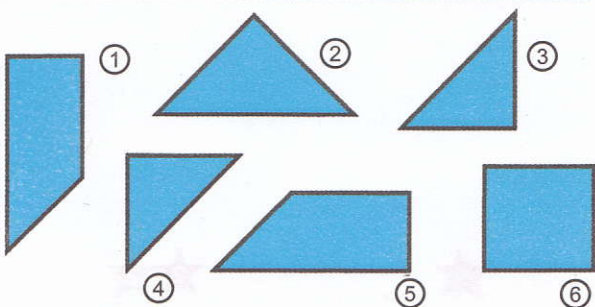
A




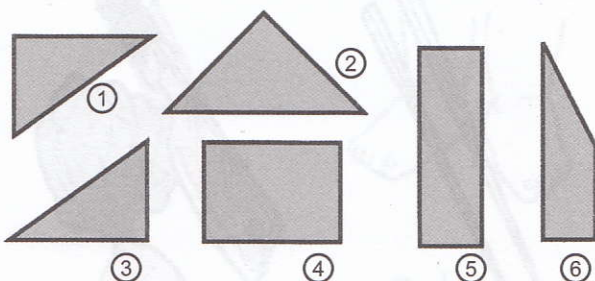
B



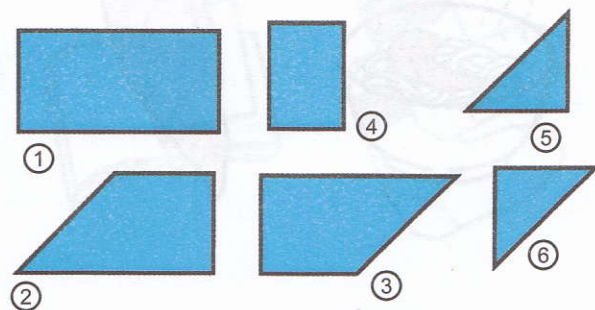
C

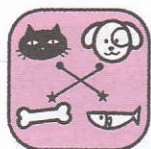


D



E






Sujunk giminingus paveiksluokus.



A



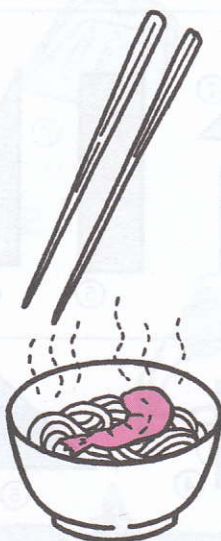
B



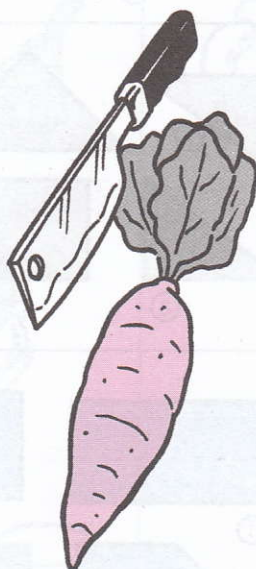
C



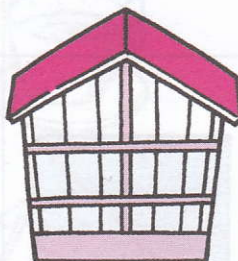
1




2



3





D



E



F

4



5




6






Suskaičiuok stačiakampius kubus ir įrašyk gautąjį skaičių į pateiktą langelį.

A




=

B




=

C



=

D




=

E



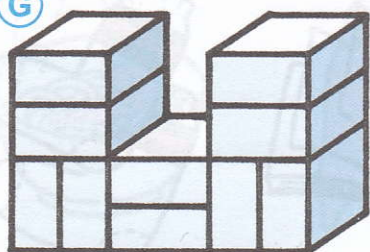
=

F




=

G



=

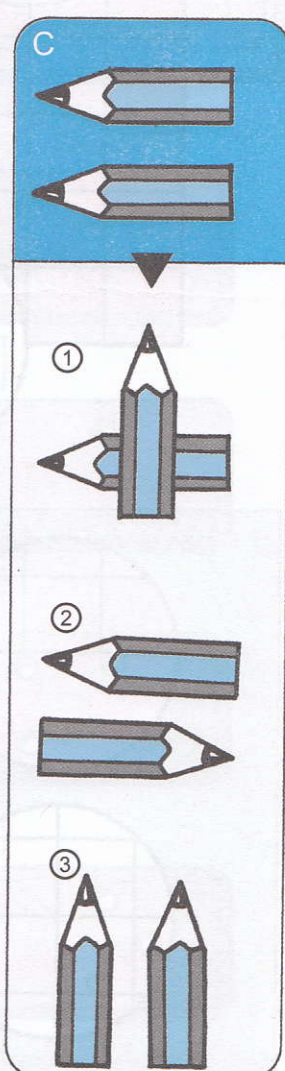
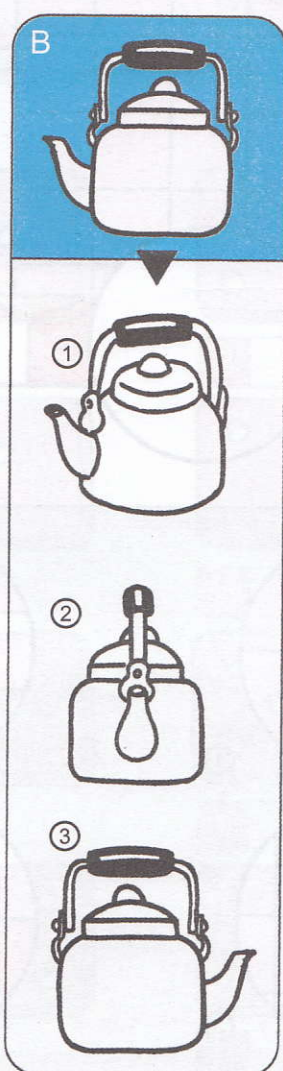
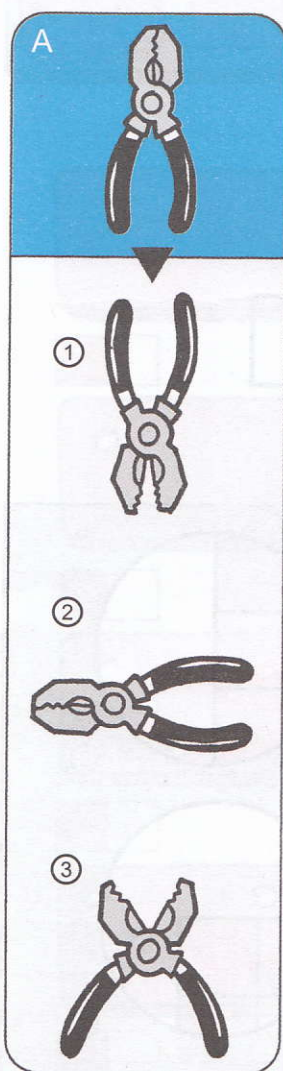



H



=

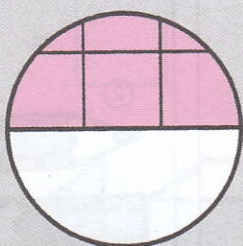
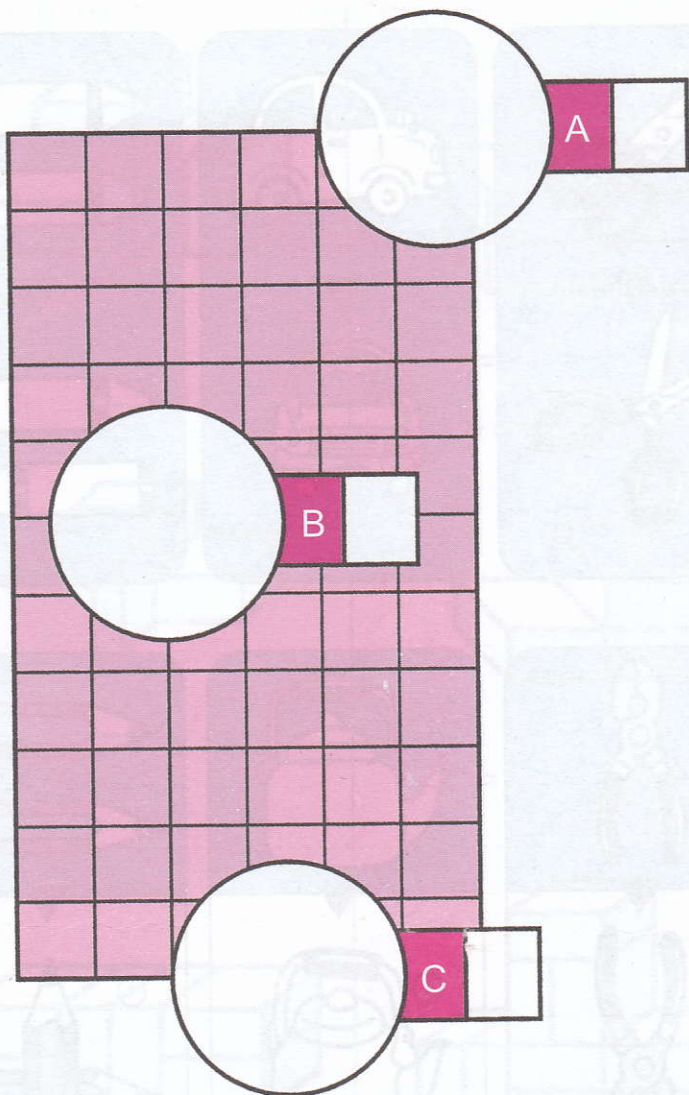


Atidžiai apžiūrėk tris stulpelius ir sekdamas jų pavyzdžiu, surask giminingus paveikslėlius trijuose stulpeliuose apačioje.

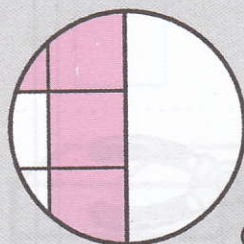





Kurios figūros duotos apačioje užpildys trūkstamas dalis pažymėtas A, B ir C raidėmis.



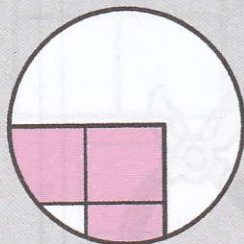
①



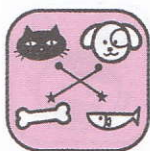
②




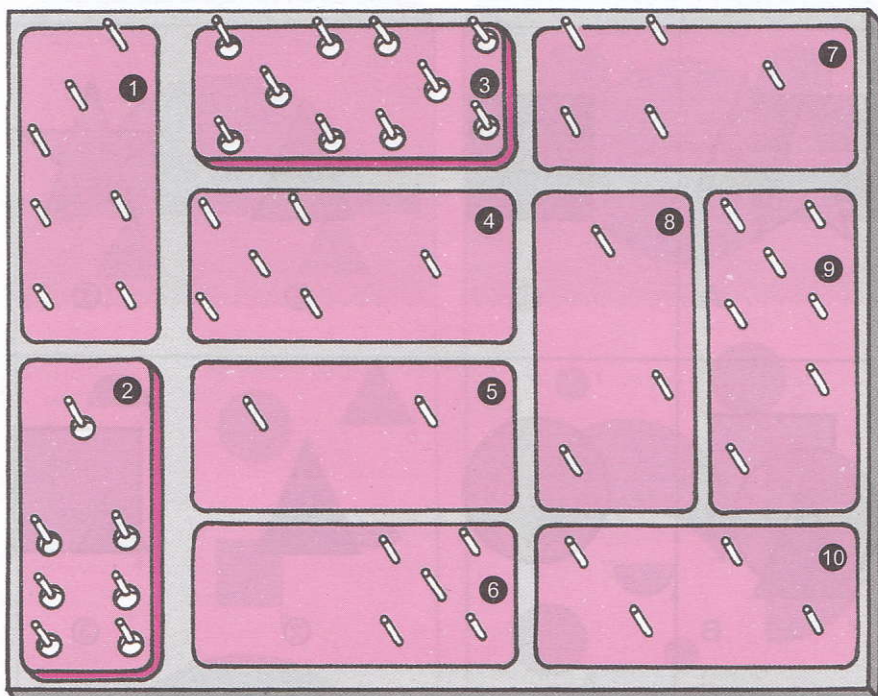
③




④



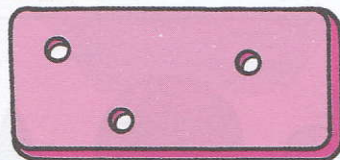
Sujungk pavyzdžius lentelėje su apačioje duotomis figūromis.




A



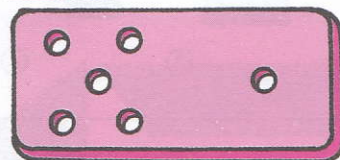
B




C




D



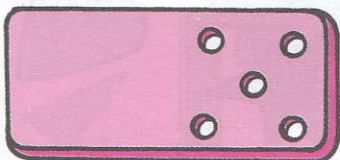
E



F







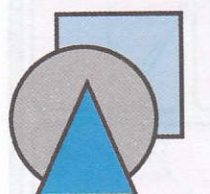

















G



H

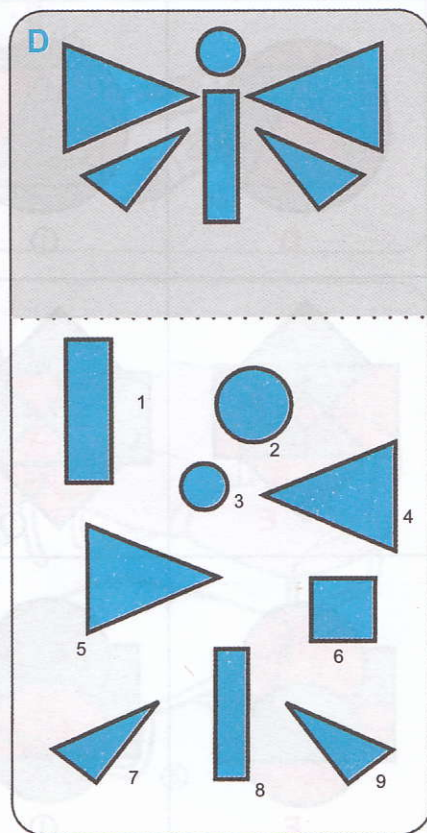
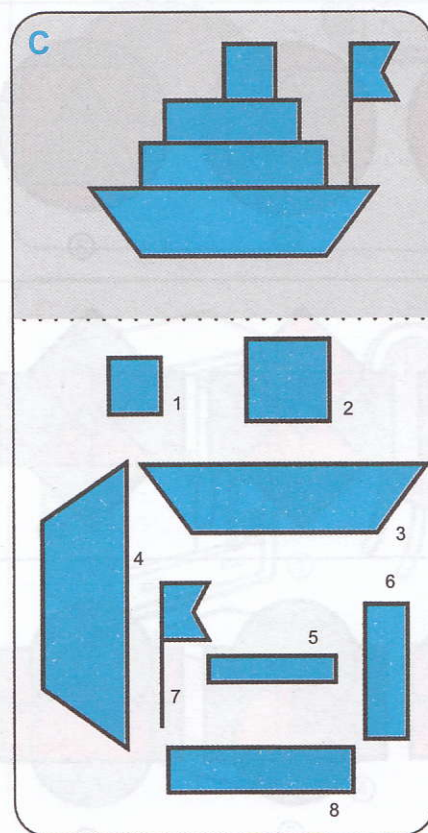

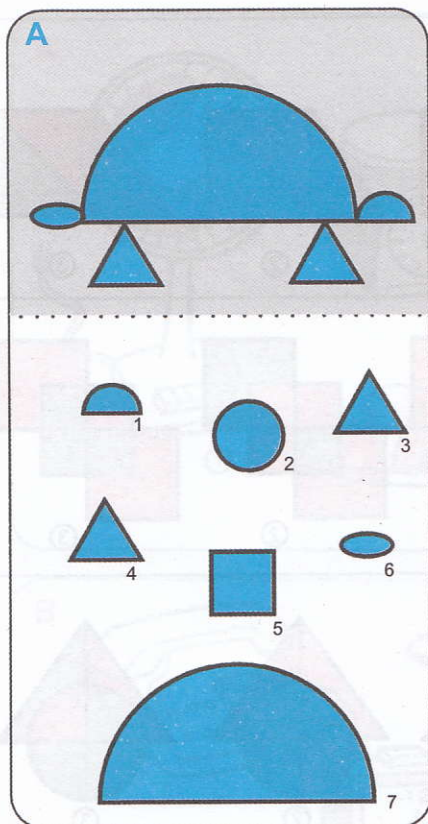


Surask paslėptą paskutinę figūrą.

 <p>A</p>	 <p>①</p>  <p>②</p>  <p>③</p>
 <p>B</p>	 <p>①</p>  <p>②</p>  <p>③</p>
 <p>C</p>	 <p>①</p>  <p>②</p>  <p>③</p>
 <p>D</p>	 <p>①</p>  <p>②</p>  <p>③</p>  <p>④</p>
 <p>E</p>	 <p>①</p>  <p>②</p>  <p>③</p>  <p>④</p>







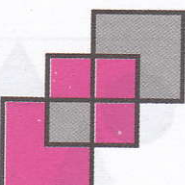


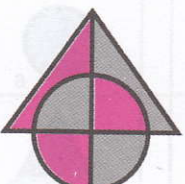
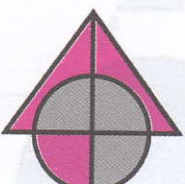
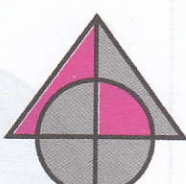


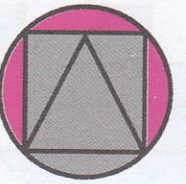





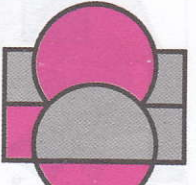
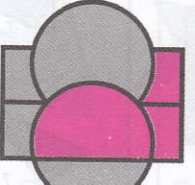

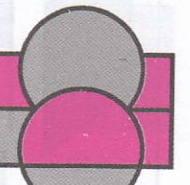


Pasižiūrėk į A, B, C ir D figūras. Tada pažiūrėk atidžiai į formas duotas apačioje. Atrask kurių formų nėra A, B, C ir D figūrose.








Sujunk figūras esančias kairėje lentelės pusėje su giminingu pavyzdžiu esančiu dešinėje pusėje.

 <p>A</p>	 <p>①</p>  <p>②</p>  <p>③</p>
 <p>B</p>	 <p>①</p>  <p>②</p>  <p>③</p>
 <p>C</p>	 <p>①</p>  <p>②</p>  <p>③</p>
 <p>D</p>	 <p>①</p>  <p>②</p>  <p>③</p>
 <p>E</p>	 <p>①</p>  <p>②</p>  <p>③</p>
 <p>F</p>	 <p>①</p>  <p>②</p>  <p>③</p>

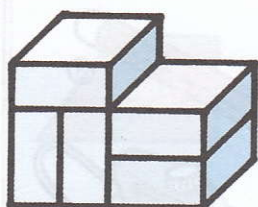


Paveikslukų A, B ir C rinkiniuose dvi figūros yra kažkuo panašios. Surask šiuos du paveikslukus kiekviename rinkinyje.

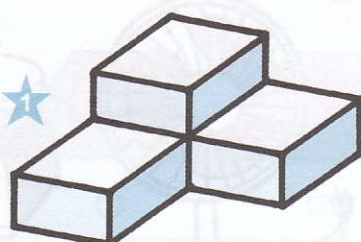




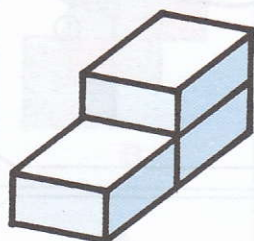
Abiejose pusėse sujunk pavyzdžius, kurie turį tokį patį blokelių skaičių.



A

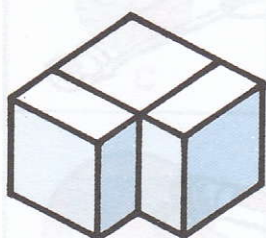
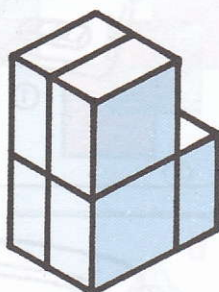


1



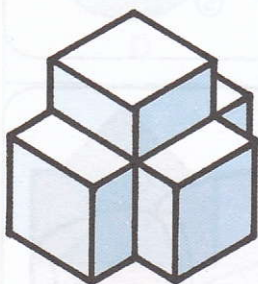
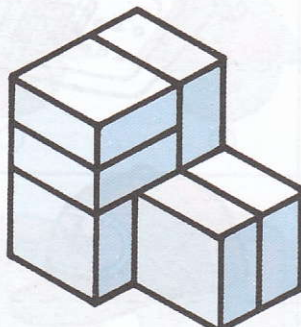
B

2



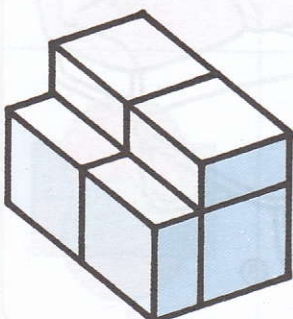
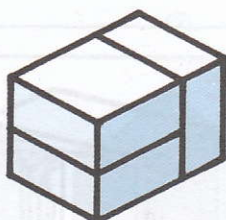
C

3




D

4



E

5







Kairėje pusėje yra pateikta popieriaus lapė iškirpta figūra. Dešinėje pusėje popieriaus lapai yra išskleisti. Surask iškirptą figūrą tarp išskleistų pavyzdžių.



A



①




②



③




B



①



②




③



C



①



②



③



D



①



②



③



E



①



②






③



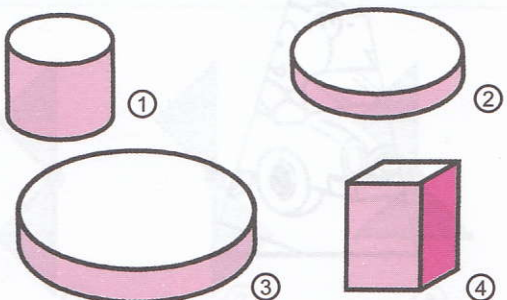
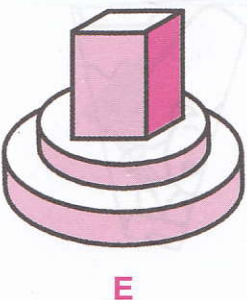
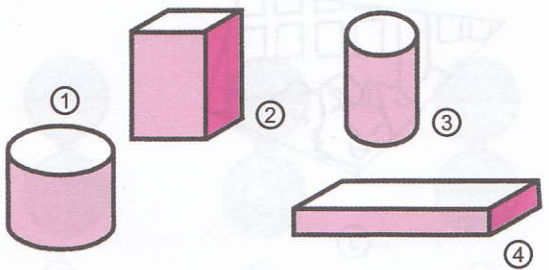

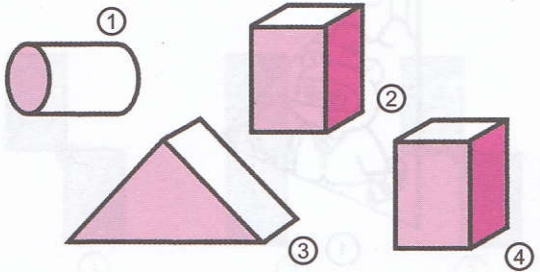
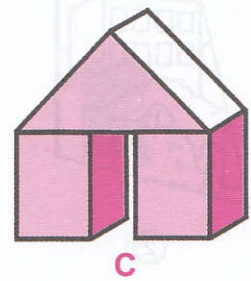
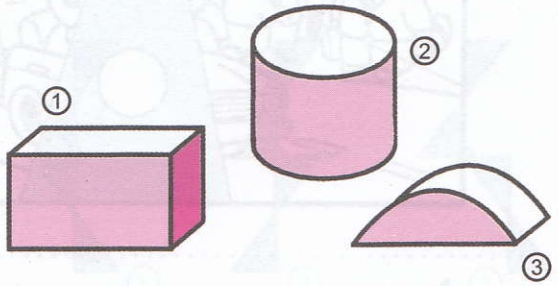
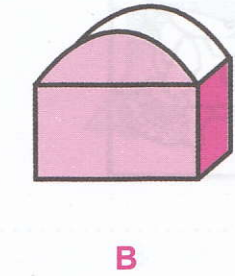
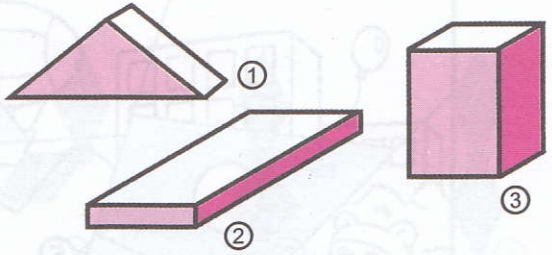

Surask paveikslėlį, kuris dera su A paveikslėliu.

A



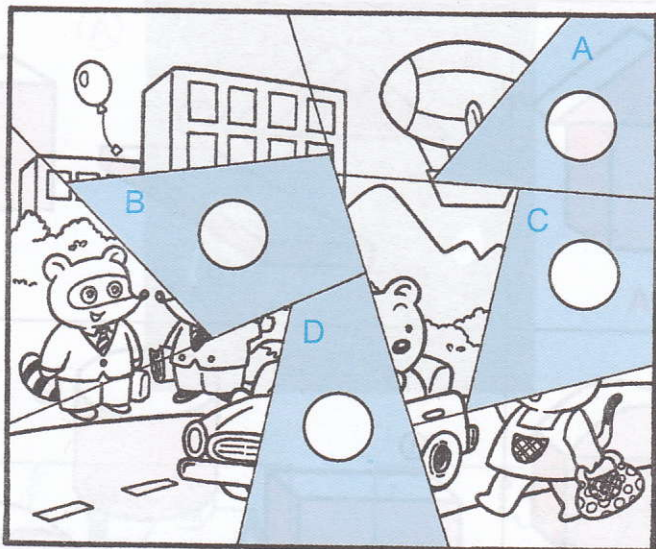


Apibrėšk formą, dešinėje pusėje, kurios nereikia sudarant figūrą kairėje pusėje.






Sudėk paveiksluką, panaudodamas reikiamą jo dalį esančią apačioje.




①



②



③



④



⑤



⑥



Pagalvok ir apibrauk figūrą, kuri yra tokia pati, kaip figūra esanti kairėje pusėje, nors ir padvigubinta.



A



①



②



③



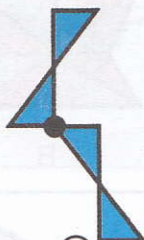
B



①



②



③



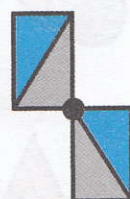
C



①



②



③



D



①




②



③



E



①



②



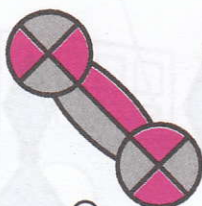
③



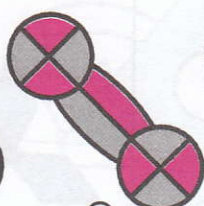
Sujunk tokio pat modelio figūras abiejose lentes pusēsē.



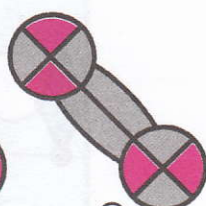
A



①



②



③



B



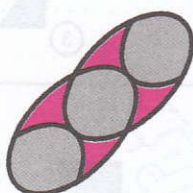
①



②



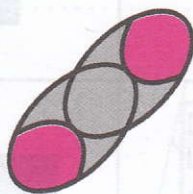
③



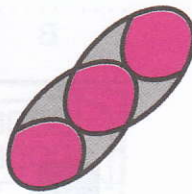
C



①



②



③



D




①




②



③



E




①




②




③




F



①




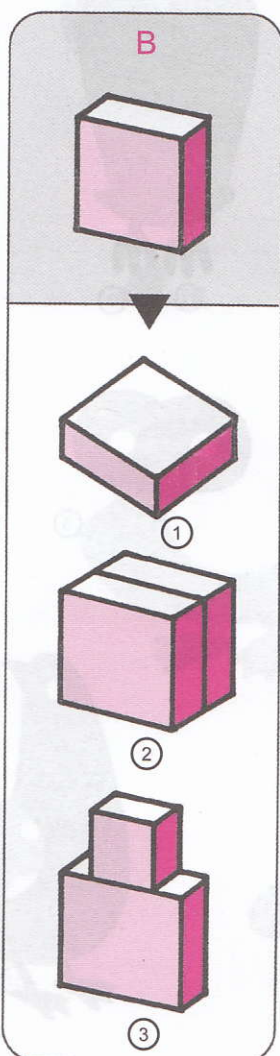
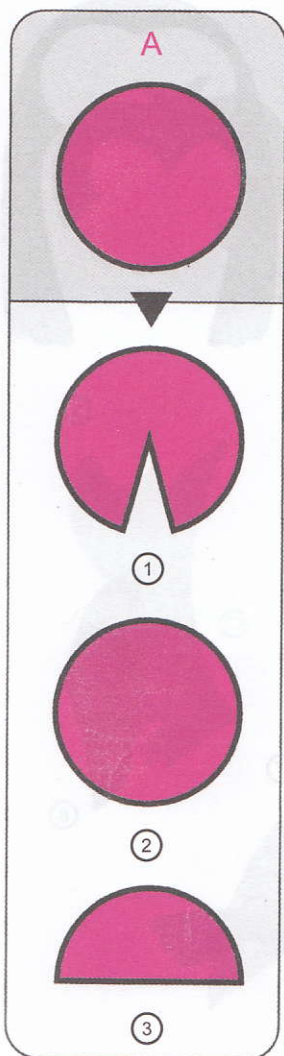

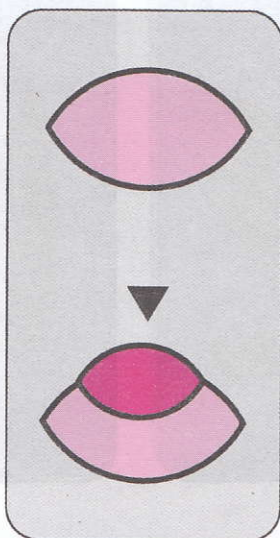

②



③






Pažiūrėk į šiuos paveikslukų rinkinius ir sek jų pavyzdžiu, peržiūrėdamas paveikslukų rinkinius pateiktus apačioje.






Surask dalis, kurios nereikalingos arba netinka paveiksluiukams, esantiems viršuje.




1



2



3




4



5




6




7




8





Ar gali sutvarkyti sudaužytą langą?
 Atpažink kiekvieną sudaužytą dalį ir įrašyk jos skaičių į langelį šalia raidės.



A


B

C

D

E

F



G

H

I


J

K

L



Ašotis stovi ant stalo. Atspėk, kurią ąsočio pusę mato kiekvienas gyvūnelis. Pagalvok ir sujunk paveikslėlius.



A

1



B

2



C

3







D

4





Kuris iš keturių draugų yra lengviausias?
Apibrauk reikiamą paveiksluką duotą
apačioje.



A



B




C




D



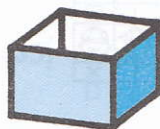
Kokia forma susidarys, sulenkus kairėje lentelės pusėje esančią figūrą. Pagalvok ir apibrauk tą formą.



A



①



②



③



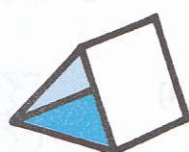
B




①



②



③



C




①




②




③




D



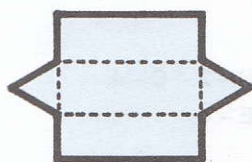
①



②



③



E



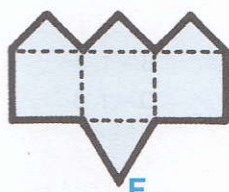
①



②



③



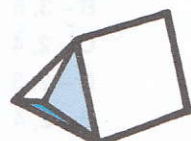
F



①




②



③

ATSAKYMAI

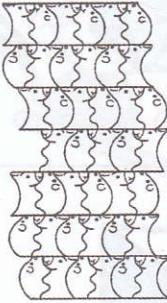
1)



2) A-4, B-1,
C-4, D-3

3) A-3, B-2,
C-1, D-2, E-2

4)



5) A-4, B-1,
C-2, D-3

6) A-3, B-1,


7) 1-A, 2-B, 3-B,
4-B, 5-B, 6-A

8) A-1, B-2, C-2
D-3, E-1, F-1

9) A-3, B-3, C-2
D-2, E-3

10) A-1,5
B-3,5
C-2,4
D-2,3
E-2,4

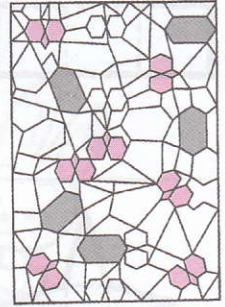
11)



12) A-2, B-1, C-2,
D-3, E-3

13) A-4, B-5, C-2,
D-1, E-6, F-3

14)



15) A-3, B-4,
C-1, D-2

16) A-4, B-3, C-2,
D-5, E-1

17) A-1, B-2, C-3
D-2, E-1, F-3

18) A-2, B-2, C-1
D-1, E-3, F-2

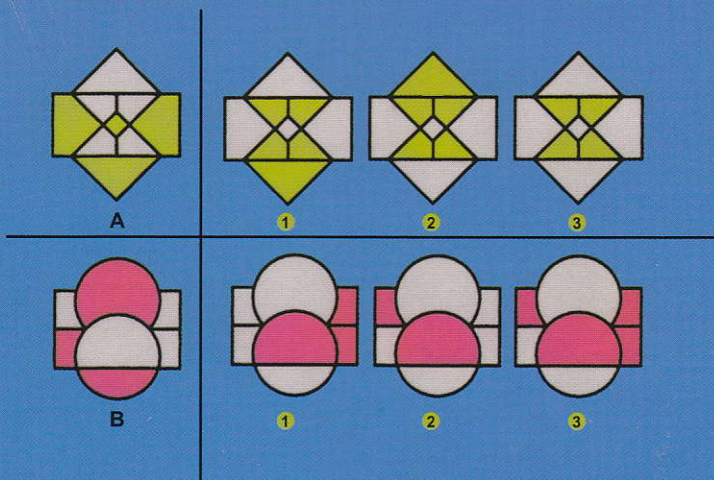
19) A-3, B-2, C-4,
D-3, E-4

20) A-4, B-1,
C-2, D-3


21) A-1,4 B-1,3
C-2,4 D-1,3
E-1,4

- 22) A-2
B-3
C-1
D-3
E-3
F-2
- 23) A 1, 4, 5, 6
B 1, 3, 4, 5
C 1, 3, 4, 5
D 1, 3, 4, 5
E 2, 3, 5, 6
- 24, 25) A-4, B-6, C-3,
D-5, E-1, F-2
- 26) A-7
B-4
C-5
D-3
E-6
F-9
G-10
H-8
- 27) A-3, B-2, C-2
- 28) A-4, B-3, C-1
- 29) A-5, B-7, C-8, D-10,
E-4, F-9, G-1, H-6
- 30) A-1, B-3, C-1,
D-3, E-4
- 31) A-2, 5; B-5;
C-2, 4, 5; D-1, 2, 6
- 32) A-2 B-2 C-1,
D-3 E-2 F-3
- 33) A-1, 5; B-2, 3;
C-2, 3
- 34) A-2, B-4, C-1,
D-5, E-3
- 35) A-2, B-2, C-1,
D-3, E-2
- 36) A-6
- 37) A-2, B-2, C-1,
D-3, E-1
- 38) A-4, B-3, C-2, D-5
- 39) A-3, B-2, C-1
D-3, E-2
- 40) A-2, B-2, C-3
D-1, E-3, F-2
- 41) A-3, B-3, C-2
- 42, 43) 1, 6, 9, 16
- 44) A-5, B-11, C-1,
D-6, E-8, F-12,
G-10, H-3, I-2,
J-7, K-4, L-9
- 45) A-3, B-4, C-2, D-1
- 46) B
- 47) A-1, B-3, C-3,
D-2, E-2, F-3

Apžiūrėk A ir B paveikslukus apačioje.
Peržvelgęs 1–3 paveikslėlį, apbrauk visiškai priešingą
vaizdinį A ir B paveikslukui.



Apžiūrėk A ir B vagonus. Ką jie gabena?
Apbrauk teisingą atsakymą, peržvelgęs
1–4 paveikslėlius.



Šios serijos išleista

